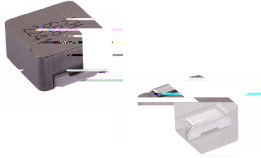


# MDA HT Series

## SMD Low Profile High Current Molded Inductor

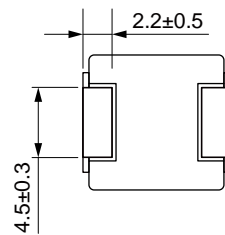
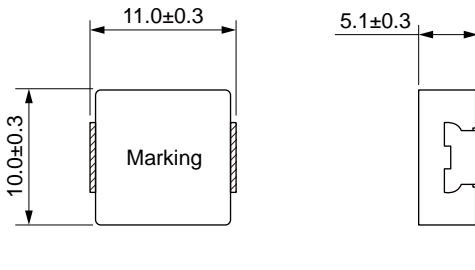
### Size 1054



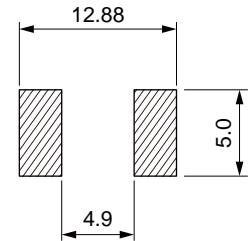
#### APPLICATION

- Headlamps, tail lamps and interior lighting
- HVAC
- Doors, window lift and seat control
- Audio subsystem
- Digital instrument cluster
- In-Vehicle Infotainment and navigation

#### Dimensions: [mm]



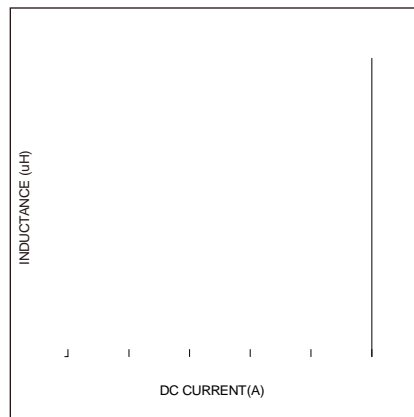
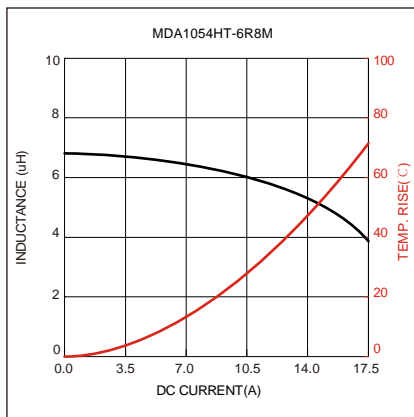
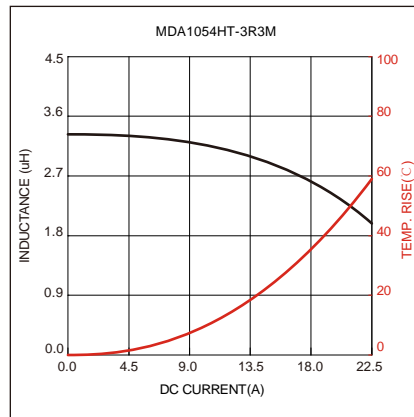
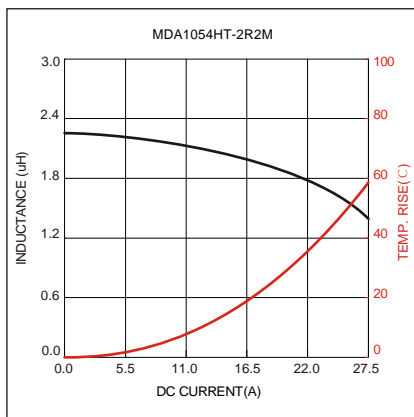
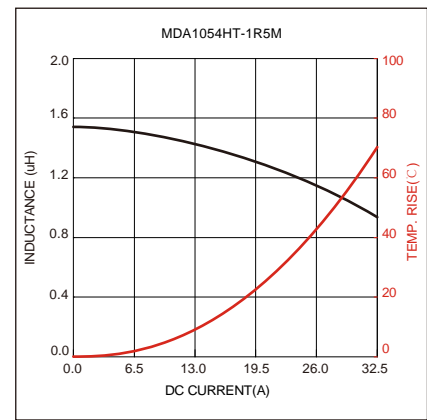
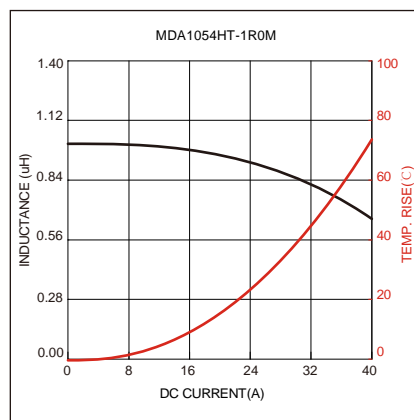
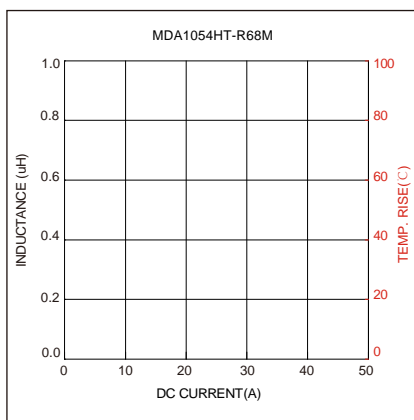
#### Land Pattern: [mm]

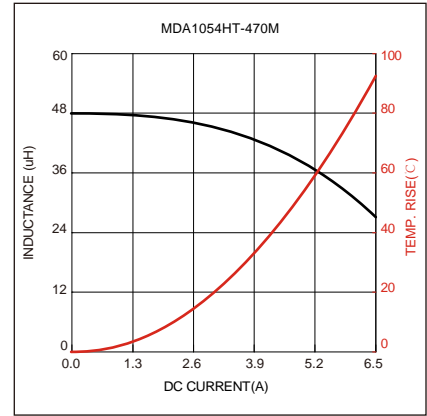
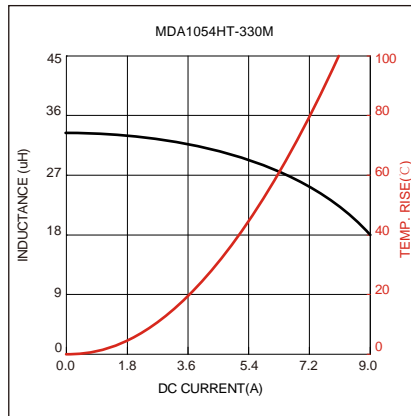
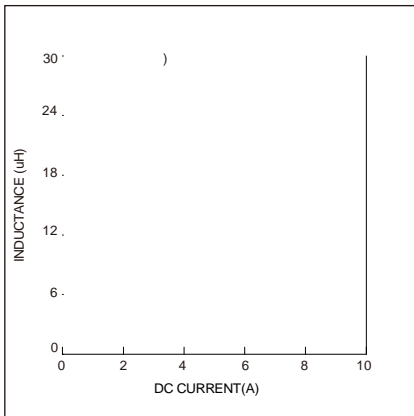


#### Electrical Properties:

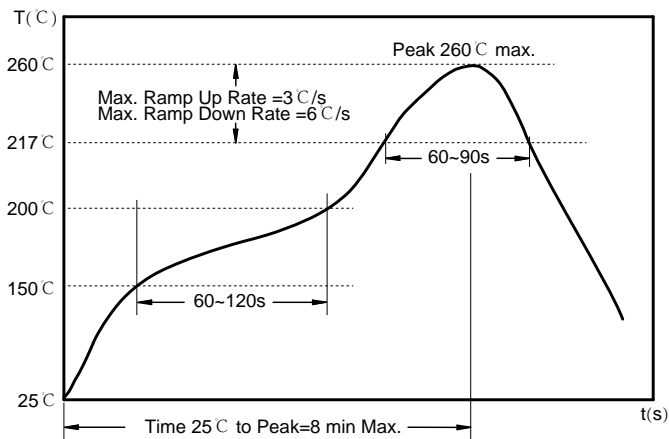
Part No	Tolerance	Temperature Rise Current Typ.	Temperature Rise Current Max.		Current Max.	DC Resistance Typ.	DC Resistance Max.
	±20%	32.0	28.8	46.0	39.4	1.80	2.22
	±20%	30.0	27.0	37.0	31.7	2.30	2.76
	±20%	25.0	22.3	27.0	23.0	3.60	4.20
	±20%	23.0	20.7	25.0	21.4	4.10	4.90
	±20%	18.7	16.8	19.0	16.3	6.20	7.40
	±20%	14.5	13.0	15.7	13.5	9.00	10.0
	±20%	12.3	10.8	13.3	11.4	12.4	14.0
	±20%	9.00	7.80	12.8	10.9	22.0	24.2
	±20%	7.60	6.80	9.20	7.90	27.3	31.3

## Typical Electrical Characteristics:





## Soldering Reflow:



Preheat condition: 150 ~200°C / 60~120 sec.

Allowed time above 217°C : 60~90 sec.

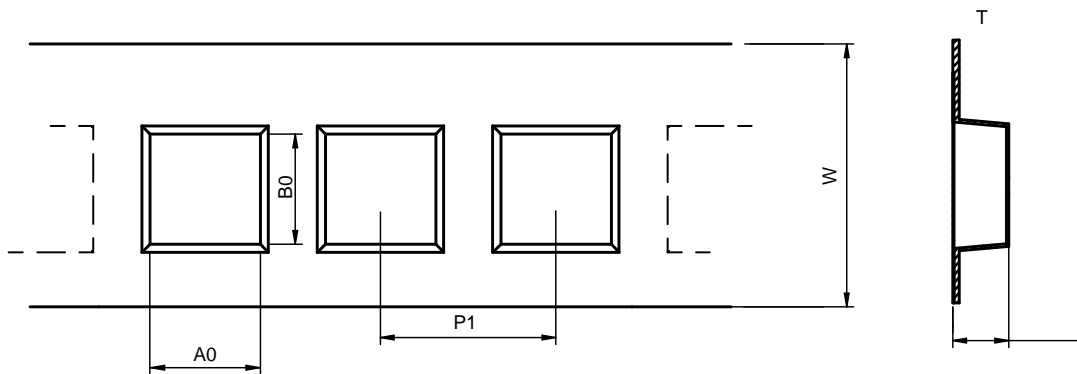
Max temperature: 260°C .

Max time at max temperature: 10 sec.

Allowed Reflow time: 2x max.

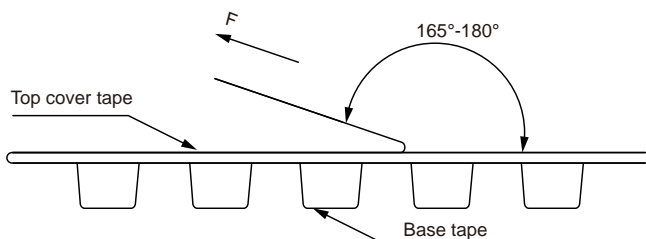
## Packaging Information:

### Tape Dimension :



Series	A0 (mm)	B0 (mm)	D (mm)	P0 (mm)	P1 (mm)	W (mm)	K0 (mm)	E (mm)	T (mm)
MDA1054HT	10.4±0.1	11.6±0.1	1.5±0.1	4.0±0.1	16±0.1	24±0.3	5.7±0.1	1.75±0.1	0.40±0.05

### Peel force of top cover tape:

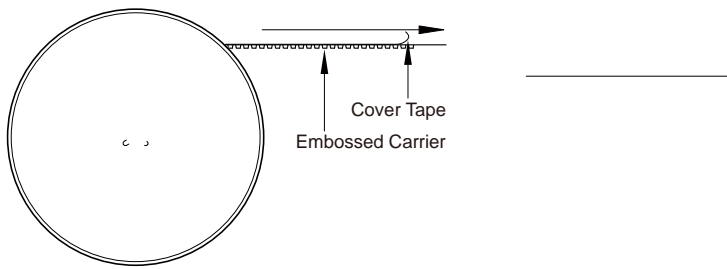


The peel force of top cover tape shall be between 0.1 to 1.3 N

### Product Marking:

Marking	KH+Printing (Inductance+period)

Reel Dimension: [mm]



Packaging Quantity: