

SCM Series

SMD Common Mode Inductor Size 9035



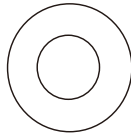
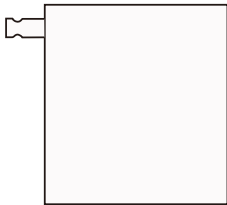
FEATURES

- High current capability up to 450 mA
- Rated voltage: 80 VDC (42 VAC)
- Flammability corresponding to UL 94 V-0
- Operating temperature -40~+125 °C
- Quantity:1500pcs

APPLICATIONS

- USB/CAN/FireWire etc.
- Signal and sensor lines
- Power supply systems
- Suppression of common mode noise

Dimensions: [mm]



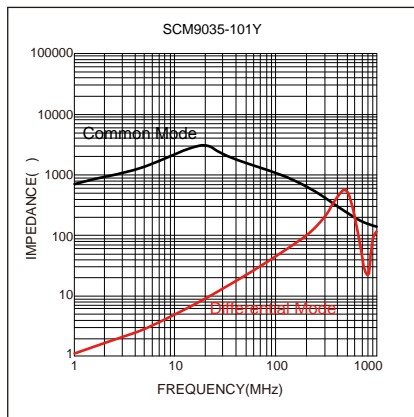
Schematic:

Electrical Properties:

Part No	Inductance @ 100KHz/0.1V (μ H) 1-6=2-5=3-4	Tolerance	DC Resistance Max. (Ω) 1-6=2-5=3-4	Rated Current Max. (mA) 1-6=2-5=3-4	Insula on Test Voltage Max.	Leakage Inductance @1MHz/1mA Typ. (nH)	Rated Voltage Typ. (V)	Peak Impedance Typ. (Ω)
SCM9035-101Y	100	+50%/-30%	0.45	450	500 V(AC)	94	80	3000

Temperature Rise Current: The actual value of DC current when the temperature rise is $\Delta T=40^{\circ}\text{C}$

Typical Electrical Characteristics:

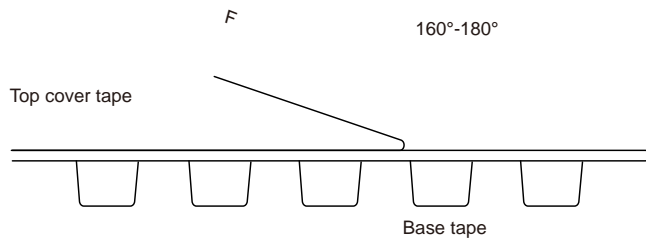


Packaging Information:

Tape Dimension :

Series	A0 (mm)	B0 (mm)
SCM9035	6	f

Peel force of top cover tape:



Reel Dimension: [mm]

|

Packaging Quantity:

Cautions and Warnings:

Storage Conditions :

- The storage period is within 12 months after the completion of production. Be sure to follow the storage conditions (temperature: -5 to 35°C, humidity: 75% RH Max). If the storage period elapses, the soldering of the terminal electrodes may deteriorate. The warranty period is one year.
- Product should not be exposed to environment with high temperature, high humidity, dust, corrosive gas and etc.
- Products should be handled with care to avoid damage or contamination from perspiration and skin oils.
- Please always handle products carefully to prevent any damage caused by dropping down or inappropriate removing.

Operation Instructions:

- Self heating (temperature increase) occurs when the power is turned ON, so the tolerance should be sufficient for the set thermal design.
- -2.07T_p -1.9 T_{dy} damchipT_p -1.9 T_{dy} dooulcorrexcterher150
-
-